

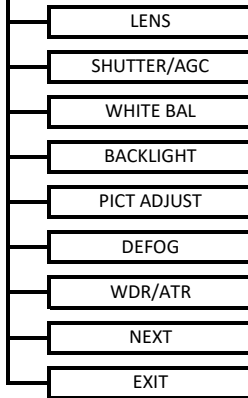
OSD Menu Tree

- Legend:
- Represents OSD menu item
 - Represents the operation by UP, DOWN and ENTER key of the remote control
 - Represents the operation by RIGHT, LEFT and ENTER key of the remote control
 - Represents a selectable mode and setting value of each menu item
 - Represents the title on the OSD and not a setting item

※LANGUAGE:ENGLISH

○SETUP MENU

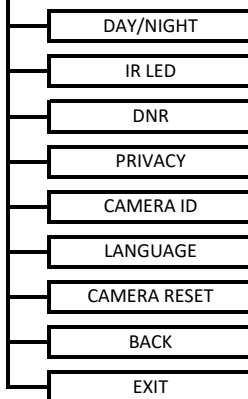
SETUP MENU



- > to LENS MENU(for auto iris lens advanced settings)
- > to SHUTTER/AGC MENU(for Shutter speed & AGC advanced settings)
- > to WB MENU(for White balance fuction advanced settings)
- > to BACKLIGHT(for setting of HLC function)
- > PICT ADJUST MENU(for picture image advanced settings)
- > DEFOG MENU(for defog control advanced settings)
- > WDR/ATR MENU(for Wide Dynamic Range & Adaptive Tone Reproduction advanced settings)
- > NEXET: to display the next page
- > EXIT MENU

○SETUP MENU

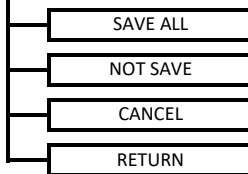
SETUP MENU



- > DAY/NIGHT
- > to IR LED MENU(for IR LED fuction advanced settings)
- > to DNR MENU(for noise reduction function advanced settings)
- > to PRIVACY MENU(for privacy masking function advanced settings)
- > to the CAMERA ID MENU (for Camera ID advanced settings)
- > to Language Menu (for Language switching)
- > to reset all settings to the factory default settings
- > BACK: to page up
- > EXIT MENU

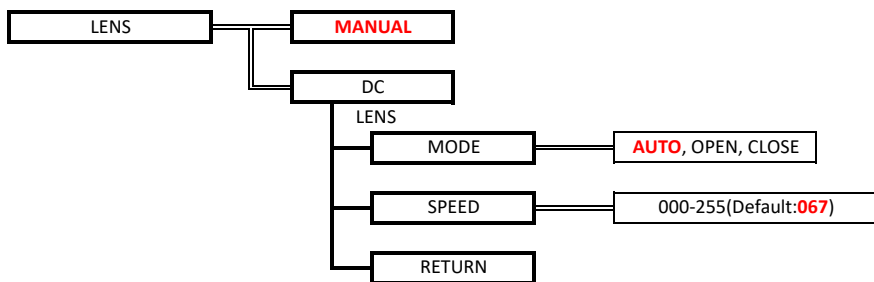
○EXIT MENU

EXIT MENU

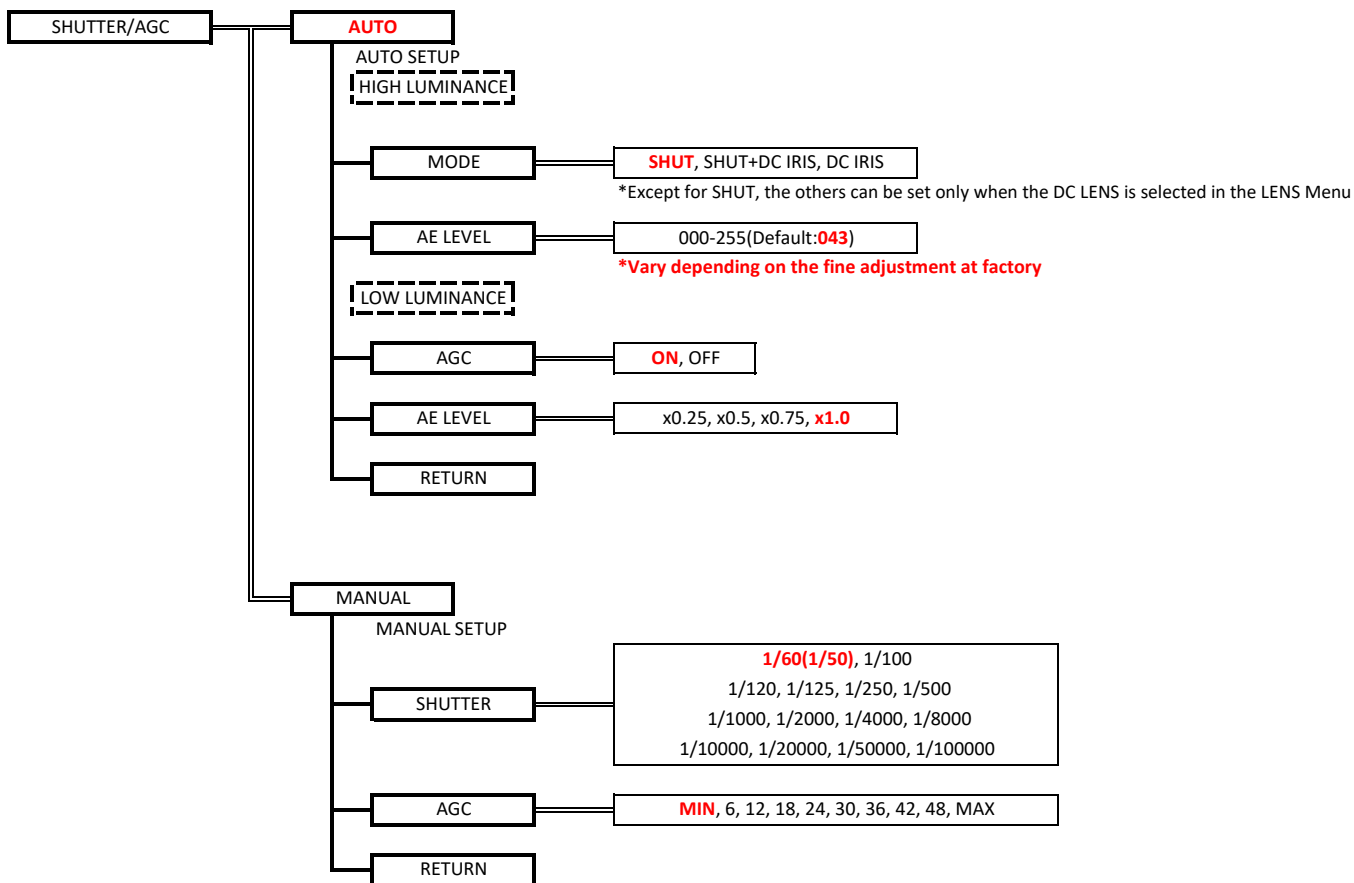


- > Exit OSD Menu and save all the configuration item
- > Exit OSD Menu without saving the configuraiton item
- > Exit OSD Menu without reflecting the configuration item
- > BACK to SETUP MENU

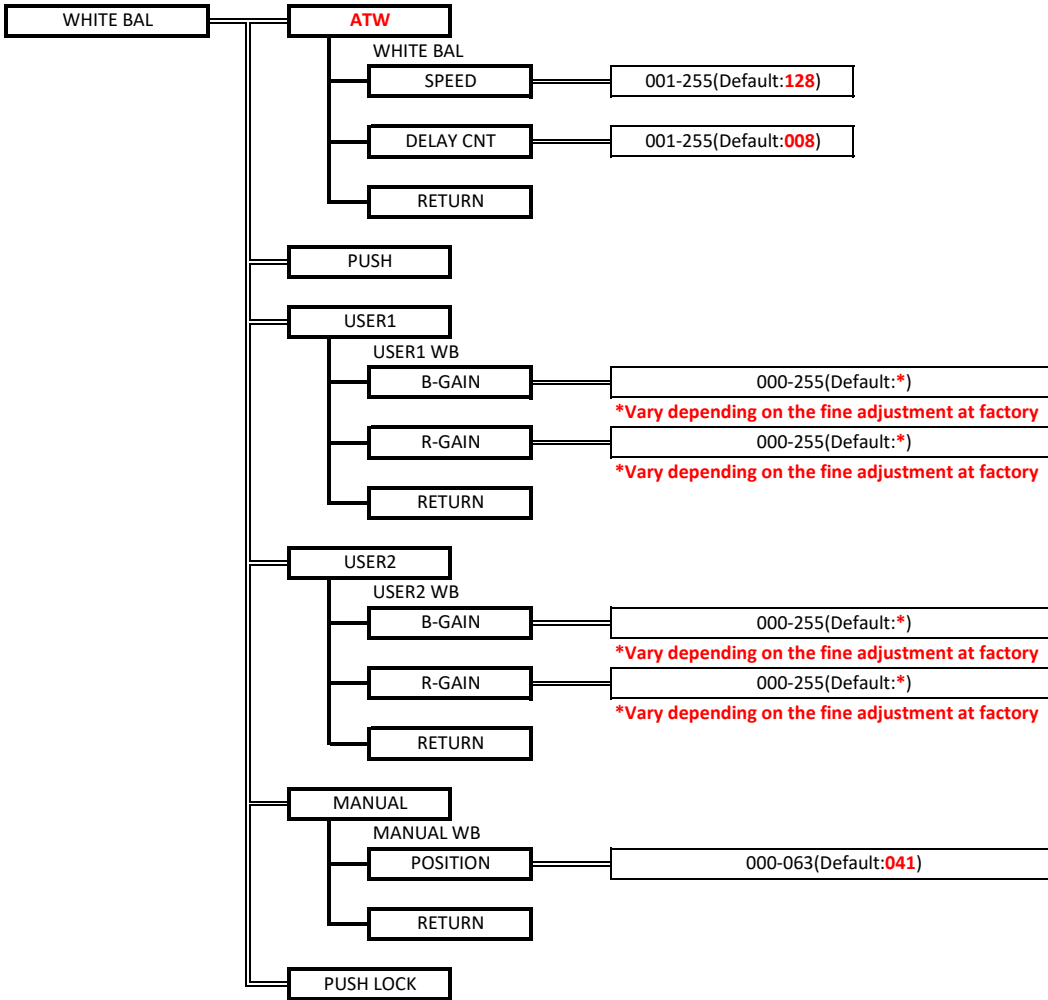
O LENS (SETUP MENU)



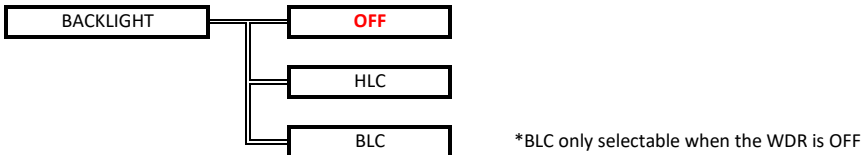
O SHUTTER/AGC (SETUP MENU)



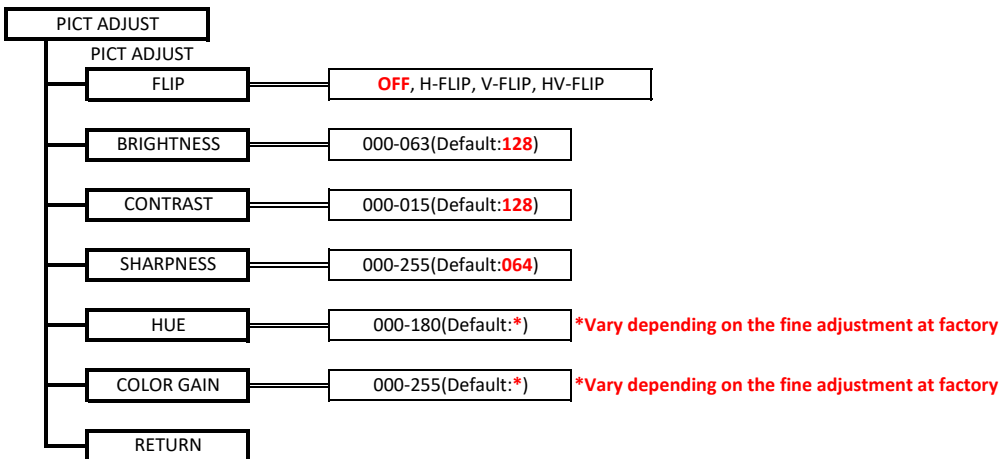
OWHITE BAL(SETUP MENU)



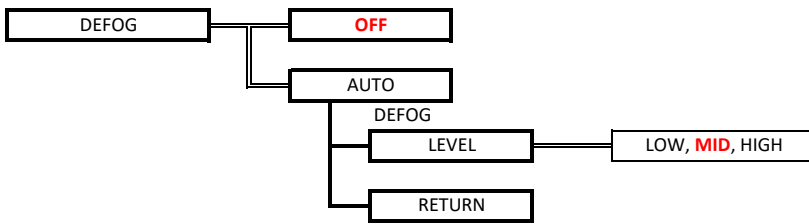
OBACKLIGHT(SETUP MENU)



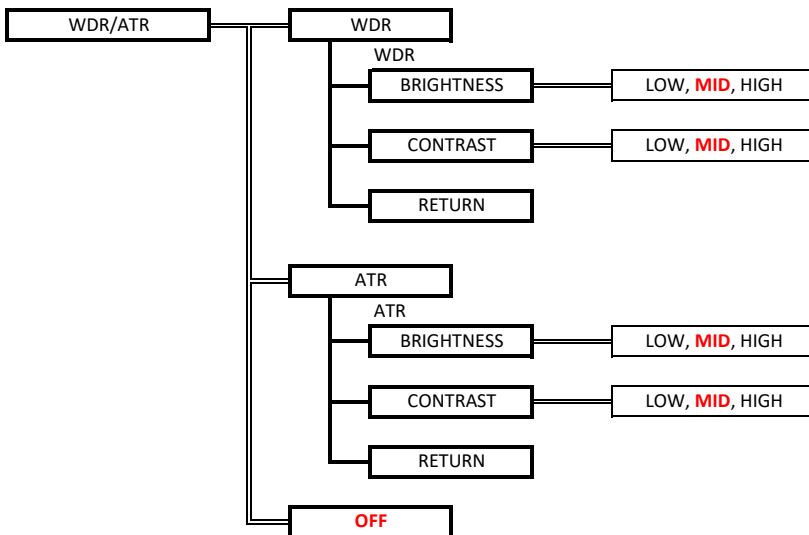
OPICT ADJUST(SETUP MENU)



ODEFOG(SETUP MENU)



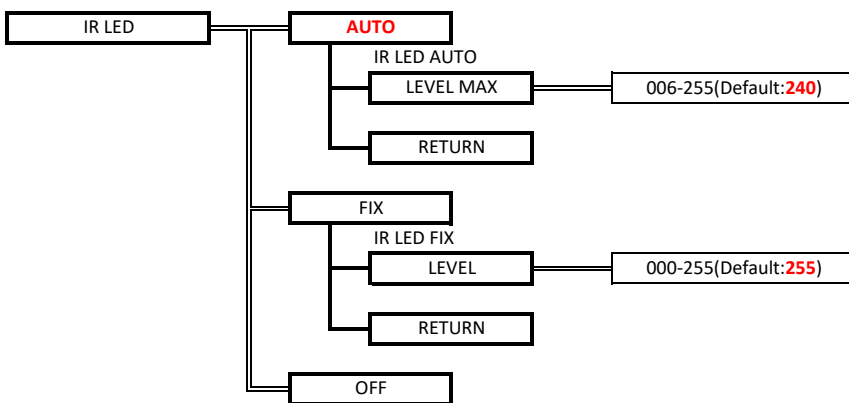
OWDR/BLC(SETUP MENU)



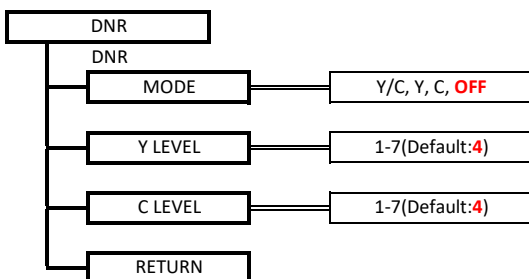
ODAY/NIGHT(SETUP MENU)



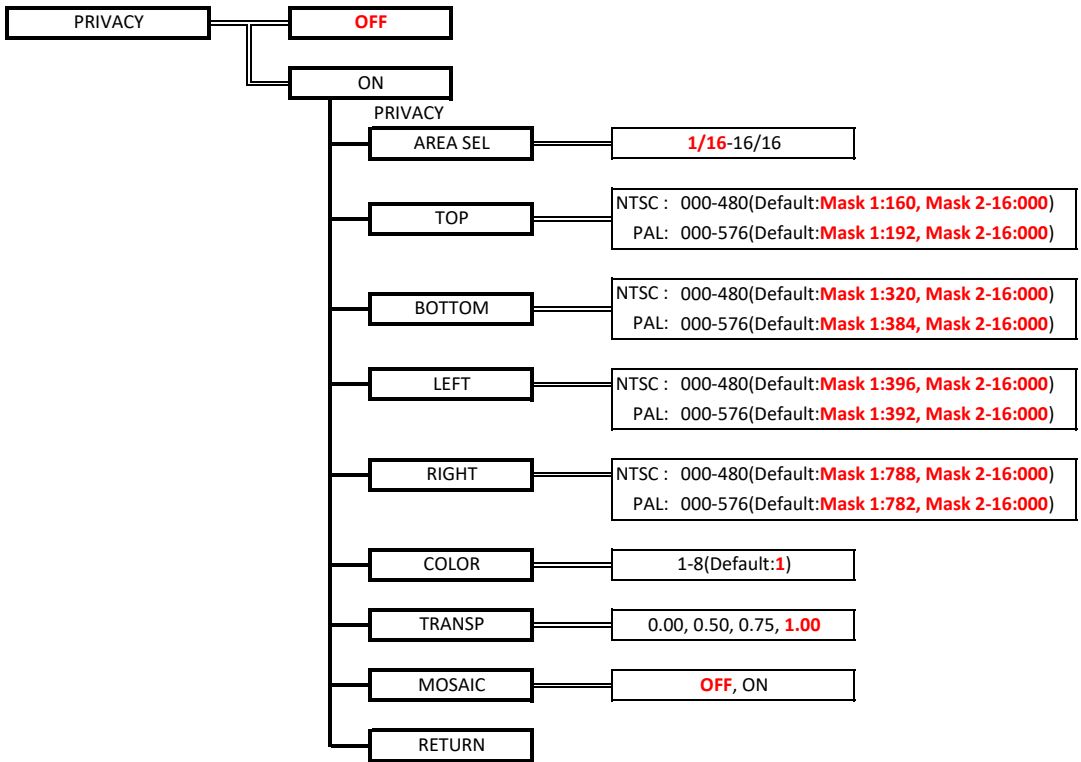
OIR LED(SETUP MENU)



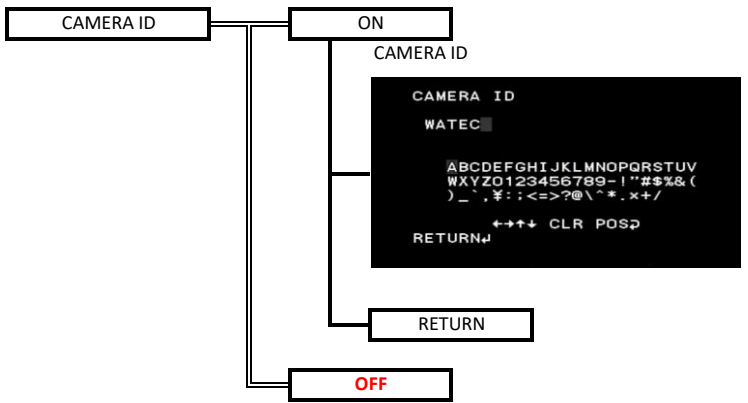
ODNR(SETUP MENU)



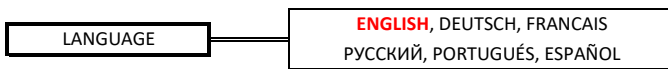
OPRIVACY(SETUP MENU)



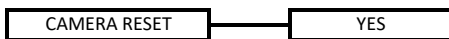
OCAMERA ID(SETUP MENU)



OLANGUAGE(SETUP MENU)



OCANERA RESET(SETUP MENU)



OSD factory settings

■ LENS

Name	Default setting
LENS	MANUAL

■ SHUTTER/AGC

Name	Default setting
SHUTTER/AGC	AUTO
MODE	SHUT
AE LEVEL (HIGH LUMINANCE)	*Vary depending on the fine adjustment at factory
AGC	ON
AE LEVEL (LOW LUMINANCE)	x1.00

■ WHITE BAL

Name	Default setting
WHITE BAL	ATW
SPEED	128
DELAY CNT	008

■ BACKLIGHT

Name	Default setting
BACKLIGHT	OFF

■ PICT ADJUST

Name	Default setting
FLIP	OFF
BRIGHTNESS	128
CONTRAST	128
SHARPNESS	64
HUE	*Vary depending on the fine adjustment at factory
COLOR GAIN	*Vary depending on the fine adjustment at factory

■ DEFOG

Name	Default setting
DEFOG	OFF

■ WDR/ATR

Name	Default setting
WDR/ATR	OFF
BRIGHTNESS	MID
CONTRAST	MID

■ DAY/NIGHT

Name	Default setting
DAY/NIGHT	AUTO

■ IR LED

Name	Default setting
IR LED	AUTO
LEVEL MAX	240

■ DNR

Name	Default setting
MODE	OFF
Y LEVEL	0
C LEVEL	0

■ PRIVACY

Name	Default setting
PRIVACY	OFF

■ CAMERA ID

Name	Default setting
CAMERA ID	OFF

■ LANGUAGE

Name	Default setting
LANGUAGE	ENGLISH